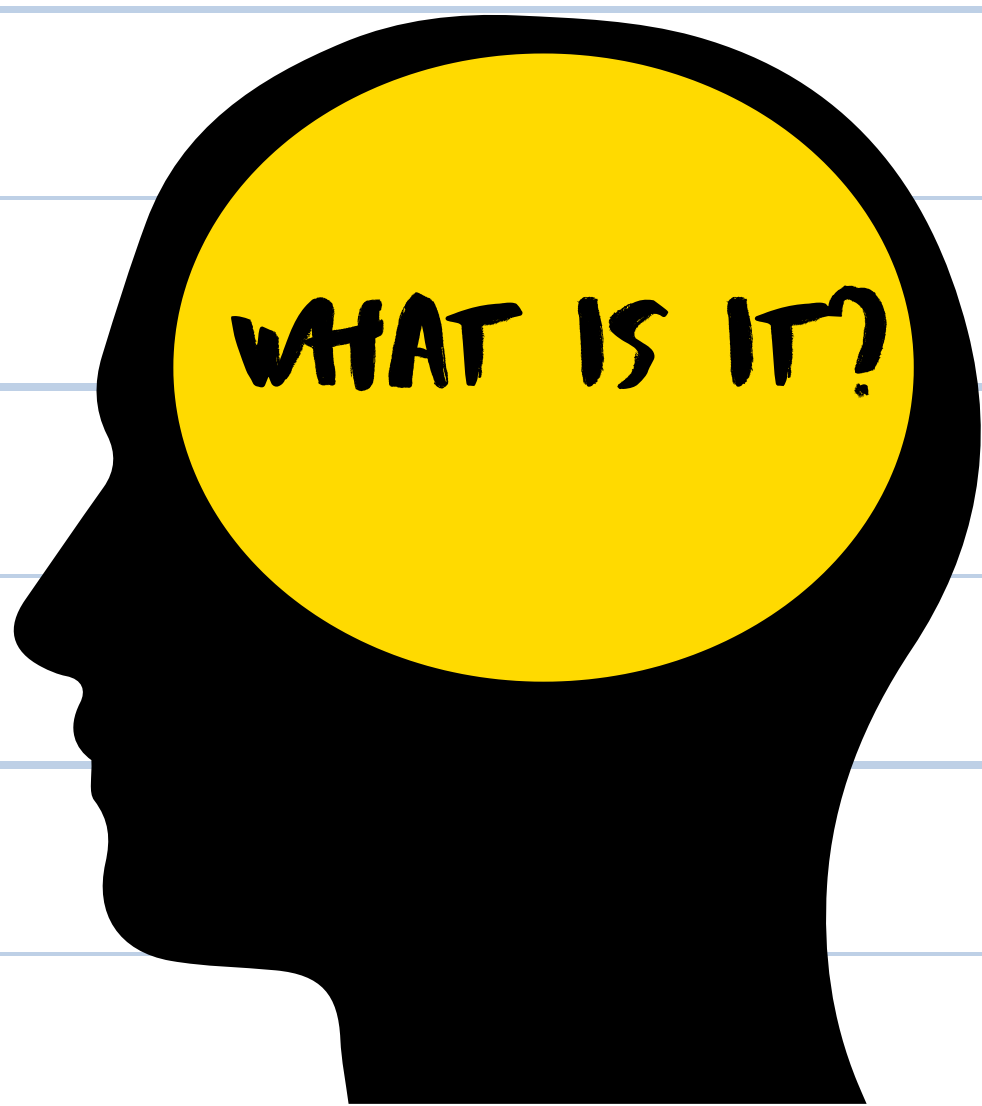


# Interactive Modelling

POCKET  
PEDAGOGY



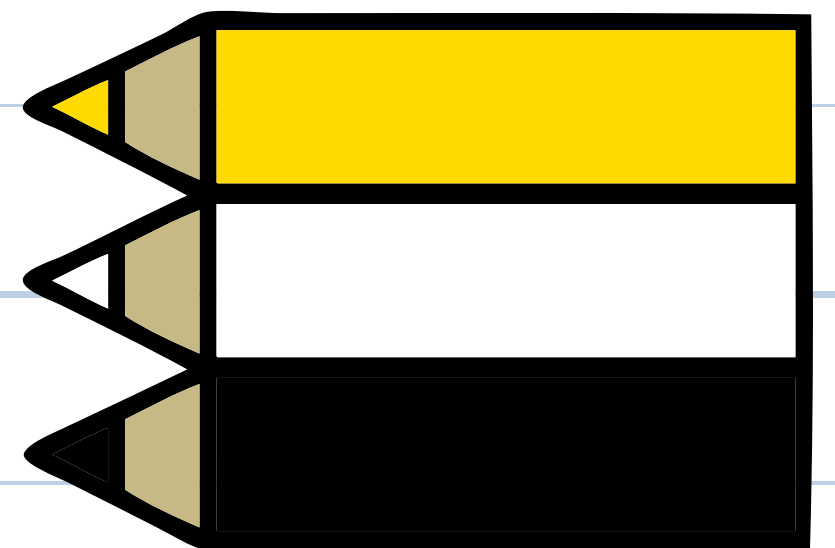
It involves the pupils in the modelling of new skills by asking them to take part and say what they notice.

It sees the learner as active (UP & INVOLVED) rather than passive (SITTING & WATCHING).

## WHAT DOES IT REALLY LOOK LIKE?


When you model something - follow these 7 steps:

1. Explain why the thing they are learning is important
2. Model the skill perfectly
3. Ask the children what **THEY** notice (what looked hard about it?)
4. Ask one or two students to have a go at modelling the skill to the rest of the class
5. Ask the children what they noticed again
6. All students have a go
7. Provide immediate feedback



## WHY IS IT USEFUL?

Gets children to think about their own learning, by asking them what they noticed and what they might find easy/difficult - this is called meta-cognition and it's a powerful tool in education!



**2 Stars**  
...and a wish